



**Sher-e-Kashmir University of Agricultural
Sciences and Technology of Jammu**

ANNEXURE - A
(Page No. 1-3)

**Notification No: 33 (Secy.) of 2022
Dated: 28-09-2022**

Sub: Addition/Amendments in SKUAST-Statutes-thereof.

- Ref's:**
- Minutes of 34th Meeting of Board of Management held on 10th November, 2021
 - Minutes of 19th Meeting of University Council of SKUAST-Jammu held on 13th November, 2021
 - Assent of Hon'ble Chancellor conveyed by Deputy Secretary, Governor's Secretariat, J&K, Raj Bhavan, Srinagar vide no LGS-116/ (Assent.ammend)/SKUAST-J/3216 dated 27th July, 2022
 - Minutes of 36th Meeting of Board of Management held on 17th August, 2022
 - Assent of Hon'ble Chancellor conveyed by Deputy Secretary, Governor's Secretariat, J&K, Raj Bhavan, Srinagar vide no LGS-(SKUAST-k) Assent.2022/4051 dated 27th September, 2022

As recommended by Board of Management of SKUAST-Jammu (at its 34th & 36th Meetings held on 10th November, 2021 and 17th August, 2022), approved by University Council at its 19th Meeting (held on 13th of November, 2021) and assented to by the Hon'ble Chancellor (Hon'ble Lieutenant Governor, J&K), I, **Dr. J.P.Sharma, Vice-Chancellor, SKUAST-J**, in exercise of powers vested in me under Section 40 of SKUAST-Act do hereby notify the amendment/addition to SKUAST-Statutes as contained in **Annexure-I** to this notification.

By Order

Sd/-
(Dr. J.P.Sharma)
Vice-Chancellor

No. AUJ/Secy./22-23/F-101 (IIIrd)/5406-5501

Date: 28-09-2022

Cc:

- Financial Commissioner (Additional Chief Secretary), Agriculture Production and Farmer's Welfare Department, UT of J&K, Civil Secretariat, Jammu/Srinagar (Member).
- Financial Commissioner (Additional Chief Secretary), Finance Department, UT of J&K, Civil Secretariat, Jammu/Srinagar (Member).
- Principal Secretary to Hon'ble Lieutenant Governor (Hon'ble Chancellor, SKUAST-Jammu), Lieutenant Governor's Secretariat, Raj Bhavan, Srinagar.
- Secretary to Govt., Planning Development and Monitoring Department, UT of J&K, Civil Secretariat, Jammu/Srinagar (Member).
- All Members of University Council of SKUAST-Jammu.
- All Members of Board of Management of SKUAST-Jammu.
- All Officers of SKUAST-Jammu.
- All Deans of Faculties of SKUAST-Jammu.
- Registrar, SKUAST-Kashmir, Shalimar Campus, Srinagar.
- Deputy Secretary, Lieutenant Governor's Secretariat, Raj Bhavan, Jammu/Srinagar. This has reference to the copy of the assent of Hon'ble Chancellor conveyed vide above quoted references.
- Private Secretary to Hon'ble Lieutenant Governor for kind information of Hon'ble Lieutenant Governor, J&K and Chancellor, SKUAST-Jammu, Lieutenant Governor's Secretariat, Raj Bhavan, Srinagar/Jammu for kind information of Hon'ble Chancellor.
- All Joint/Deputy/Asstt. Registrars of SKUAST-J.
- All Joint/Deputy/Asstt. Comptrollers of SKUAST-J.
- SVC for kind information of the Hon'ble Vice-Chancellor, SKUAST-Jammu.
- SVC for kind information of the Hon'ble Vice-Chancellor, SKUAST-Srinagar.
- File concerned.
- University website www.skuast.org.

28/9/22
(Dr. Sushil K. Gupta)
Registrar

Visit us at: www.skuast.org

8

2

Annexure-I
to

Notification No. 33(Secy.) of 2022 dated 28.09.2022

The Clause 11) Reservation is hereby inserted under CHAPTER-II (APPOINTMENT OF OFFICERS AND TEACHERS OF THE UNIVERSITY) of SKUAST-Statues to the extent as under:

**APPROVED AMENDMENT IN CHAPTER-II
APPOINTMENT OF OFFICERS AND TEACHERS OF THE UNIVERSITY**

11) Reservation

The reservation of posts in direct recruitment of teachers/scientists & equivalents and maintenance of roster thereof shall be regulated in accordance with guidelines of University Grants Commission/Ministry of Human Resource Development/Department of Personnel & Training, Govt. of India r/w Central Educational Institutions (Reservation in Teachers' Cadre) Act, 2019 issued by Ministry of Law and Justice (Legislative Department) vide Gazette Notification dated 9th July, 2019 or as may come into force from time to time and in the manner as specified herein as under:

- (i) The reservation policy as specified in Gazette Notification S.O. 2515(E) dated 12th July, 2019 of the Ministry of Human Resource Development (Department of Higher Education), Govt. of India or as may come into force from time to time shall be followed prospectively to the extent as follows:
- a) *Fifteen per cent for Scheduled Castes;*
 - b) *Seven and One-Half percent for Scheduled Tribes;*
 - c) *Twenty Seven percent for Socially and Educationally Backward Classes; and*
 - d) *Ten percent for Economically Weaker Sections.*
- (ii) The reservation roster shall be followed prospectively in the manner as specified in Office Memorandum No.36039/1/2019-Estt.(Res) dated 31.01.2019 of Department of Personnel and Training (DoPT), Govt. of India or as may come into force from time to time.
- (iii) Each Subject Matter Faculty/College of the University shall be regarded as one unit for purposes of determination of reservation of posts for direct recruitment of teachers/scientists.
- (iv) For purposes of application of the reservation in teaching/scientific cadres, the University shall prepare the roster system for each level of teachers/scientist distinctly viz; Assistant Professor/Jr. Scientist & equivalents, Associate Professor/Sr. Scientist & equivalents and Professor/Chief Scientist & equivalents irrespective of the discipline of the post in the respective Subject Matter Faculty/College of the University.
- (v) The current vacancy(ies) in each category of posts of teachers/scientists viz; Assistant Professor/Jr. Scientist & equivalents, Associate Professor/Sr. Scientist & equivalents and Professor/Chief Scientist & equivalents shall be regarded as current strength of posts for purposes of application of reservation policy and maintenance of reservation roster in the respective Subject Matter Faculty/College of the University.

9

3

Annexure-I
to
Notification No. 33 (Secy.) of 2022 dated. 29.09.2022

- (vi) The vacancies outside the Subject Matter Faculties/Colleges like Research Stations /Sub-Stations /Centers /Institutes /AICRPs or other CSSs etc in each cadre of teaching positions shall also be clubbed with the number of vacancies so occurred in the corresponding discipline in the respective Subject Matter Faculty/College for purposes of application of the reservation roster.

Note:-

The vacancies of all Krishi Vigyan Kendras (KVKs) for each scientific cadre shall be treated as separate units for the purpose of the application of the reservation roster.

- (vii) The vacancies in Division/disciplines of Subject Matter Faculty/College shall be filled as per the earmarked categories in reservation roster to be arranged in order of the date(s) of occurrence of such vacancy (ies) in the Division/discipline of the concerned Subject Matter Faculty/College in any case.

Explanations to Sub-clause(vii):

- a) *If in the Division of the Agronomy and the Division of Soil Science the posts of Assistant Professor/Jr. Scientist become vacant one after the other on successive dates e.g. in the months of April and May respectively, the vacancy occurred first i.e. in the Division of Agronomy, shall be filled as per category indicated at S.No.1 of the Roster Reservation Register and the vacancy in Soil Science shall be filled as per the category indicated at S.No.2 and so on.*
- b) *If one or more posts fall vacant in the same month in different disciplines of the same Subject Matter Faculty/College, in that case the Date of Birth (DoB) of incumbent retiree who was holding the post prior to retirement, shall be the deciding factor. However, if the DoB of incumbent retirees happen to be on the same date, in that event the alphabetical sequence of the Divisions/discipline of the retirees shall be followed while applying the reservation roster.*
- c) *In case more than one teaching post have been created in different disciplines in the same Subject Matter Faculty/College on the same date, which posts eventually happen to be vacant till date, the Universities shall also follow the alphabetical sequence of the discipline of the concerned Subject Matter Faculty/College for application of reservation roster.*
- viii) *Any amendment in reservation policy vis-à-vis reservation rosters as may be notified by the Govt. of India from time to time shall be applicable automatically in SKUAST-J.*

60

4
ANNEXURE :- 'B'
(Page No. 4 to 23)

Faculty of Agriculture Roster for Professor

S.No	Name of the Post	Place of Post	Date of vacancy	Share of Entitlement				Category for which posts should be earmarked
				SC@15%	ST@7.5%	OBC@27%	EWS@10%	
1.	Professor	Division of Extension Education	24.02.2012	0.15	0.08	0.27	0.10	UR
2.	Professor	Division of Plant Pathology	01.02.2013	0.30	0.15	0.54	0.20	UR
3.	Professor	Division of Sericulture	01.04.2014	0.45	0.23	0.81	0.30	UR
4.	Professor	Division of Entomology	01.04.2018	0.60	0.30	1.08	0.40	OBC-1
5.	Professor	Division of Plant Breeding and Genetics	09.09.2020	0.75	0.38	1.35	0.50	UR
6.	Professor	Division of Soil Science and Agricultural Chemistry	01.08.2021	0.90	0.45	1.62	0.60	UR
7.	Professor	Division of Agronomy	12.02.2021	1.05	0.53	1.89	0.70	SC-1
8.				1.20	0.60	2.16	0.80	OBC-2
9.				1.35	0.68	2.43	0.90	UR
10.				1.50	0.75	2.70	1.00	EWS-1
11.				1.65	0.83	2.97	1.10	UR
12.				1.80	0.90	3.24	1.20	OBC-3
13.				1.95	0.98	3.51	1.30	UR
14.				2.10	1.05	3.78	1.40	ST-1
15.				2.25	1.13	4.05	1.50	SC-2
16.				2.40	1.20	4.32	1.60	OBC-4
17.				2.55	1.28	4.59	1.70	UR
18.				2.70	1.35	4.86	1.80	UR
19.				2.85	1.43	5.13	1.90	OBC-5
20.				3.00	1.50	5.40	2.00	SC-3
21.				3.15	1.58	5.67	2.10	EWS-2
22.				3.30	1.65	5.94	2.20	UR
23.				3.45	1.73	6.21	2.30	OBC-6
24.				3.60	1.80	6.48	2.40	UR
25.				3.75	1.88	6.75	2.50	UR
26.				3.90	1.95	7.02	2.60	OBC-7
27.				4.05	2.03	7.29	2.70	SC-4
28.				4.20	2.10	7.56	2.80	ST-2
29.				4.35	2.18	7.83	2.90	UR
30.				4.50	2.25	8.10	3.00	OBC-8

Handwritten signatures and marks at the bottom of the page.

59

5

Faculty of Agriculture Roster for Associate Professor/ Senior Scientist

S.No	Name of the Post	Place of Post	Date of vacancy	Share of Entitlement				Category for which posts should be earmarked
				SC@15%	ST@7.5%	OBC@27%	EWS@10%	
								UR
			01.04.2012	0.15	0.08	0.27	0.10	UR
			11.02.2014	0.30	0.15	0.54	0.20	UR
1.	Associate Professor	Division of Agronomy	05.04.2016	0.45	0.23	0.81	0.30	UR
2.	Associate Professor	Division of Agronomy	01.07.2016	0.60	0.30	1.08	0.40	OBC-1
3.	Associate Professor	School of Biotechnology (Biotechnology)	01.01.2018	0.75	0.38	1.35	0.50	UR
4.	Associate Professor	Division of Plant Breeding and Genetics	01.02.2018	0.90	0.45	1.62	0.60	UR
5.	Associate Professor	Division of Entomology	01.06.2018	1.05	0.53	1.89	0.70	SC-1
6.	Associate Professor	Division of Extension Education						
7.	Associate Professor	Division of Soil Science and Agricultural Chemistry	01.03.2019	1.20	0.60	2.16	0.80	OBC-2
			01.11.2019	1.35	0.68	2.43	0.90	UR
8.	Associate Professor	Division of Sericulture	01.02.2020	1.50	0.75	2.70	1.00	EWS-1
9.	Senior Scientist	Plant Breeding and Genetics, ACRA Dhiansar						
10.	Associate Professor	Division of Soil Science and Agricultural Chemistry	01.11.2020	1.65	0.83	2.97	1.10	UR
			01.04.2021	1.80	0.90	3.24	1.20	OBC-3
11.	Associate Professor	Division of Plant Breeding and Genetics	15.06.2021	1.95	0.98	3.51	1.30	UR
12.	Associate Professor	Division of Entomology	31.03.2022	2.10	1.05	3.78	1.40	ST-1
13.	Associate Professor	Seed Science, Seed Multiplication Unit Chatha						SC-2
14.	Associate Professor	Division of Plant Breeding and Genetics		2.25	1.13	4.05	1.50	OBC-4
15.	Associate Professor	School of Biotechnology (Not adv. 2023)		2.40	1.20	4.32	1.60	UR
				2.55	1.28	4.59	1.70	UR
16.				2.70	1.35	4.86	1.80	UR
17.				2.85	1.43	5.13	1.90	OBC-5
18.				3.00	1.50	5.40	2.00	SC-3
19.				3.15	1.58	5.67	2.10	SC-3
20.				3.30	1.65	5.94	2.20	EWS-2
21.				3.45	1.73	6.21	2.30	UR
22.				3.60	1.80	6.48	2.40	OBC-6
23.				3.75	1.88	6.75	2.50	UR
24.				3.90	1.95	7.02	2.60	UR
25.								OBC-7
26.								

58

6

Faculty of Agriculture Roster for Assistant Professor/ Junior Scientist

S.No	Name of the Post	Place of Post	Date of vacancy	Share of Entitlement				Category for which posts should be earmarked
				SC@15%	ST@7.5%	OBC@27%	EWS@10%	
1.	Assistant Professor	Division of Sericulture	01.05.2014	0.15	0.08	0.27	0.10	UR ✓
2.	Junior Scientist	Entomology, RARS, Rajouri	17.10.2014	0.30	0.15	0.54	0.20	UR ✓
3.	Junior Scientist	Plant Breeding and Genetics, MBRSS Poonch	08.04.2016	0.45	0.23	0.81	0.30	UR ✓
4.	Assistant Professor	Division of Plant Breeding and Genetics.	04.05.2016	0.60	0.30	1.08	0.40	OBC-1
5.	Assistant Professor	Division of Sericulture	01.10.2016	0.75	0.38	1.35	0.50	UR ✓
6.	Assistant Professor	Division of Sericulture	12.11.2016	0.90	0.45	1.62	0.60	UR ✓
7.	Junior Scientist	Plant Breeding and Genetics RARS, Rajouri	05.09.2017	1.05	0.53	1.89	0.70	SC-1
8.	Junior Scientist	Entomology, ACHR, Udheywala	03.07.2018	1.20	0.60	2.16	0.80	OBC-2
9.	Junior Scientist	Plant Pathology, RRSS Raya	03.09.2018	1.35	0.68	2.43	0.90	UR ✓
10.	Junior Scientist	Agronomy, RARS, Rajouri	01.03.2019	1.50	0.75	2.70	1.00	EWS-1
11.	Junior Scientist	Plant Pathology, RARS, Rajouri	01.03.2019	1.65	0.83	2.97	1.10	UR ✓
12.	Junior Scientist	Agricultural Economics, RARS, Rajouri	09.03.2019	1.80	0.90	3.24	1.20	OBC-3
13.	Junior Scientist	Agronomy, MRS, Udhampur	01.09.2019	1.95	0.98	3.51	1.30	UR ✓
14.	Junior Scientist	Plant Breeding and Genetics MRSUdhampur	01.09.2019	2.10	1.05	3.78	1.40	ST-1
15.	Junior Scientist	Agronomy, RHRSS Baderwah	15.06.2021	2.25	1.13	4.05	1.50	SC-2
16.	Junior Scientist	Plant Breeding and Genetics RARS, Rajouri	15.06.2021	2.40	1.20	4.32	1.60	OBC-4
17.	Junior Scientist	Plant Pathology, MBRSS Poonch	15.06.2021	2.55	1.28	4.59	1.70	UR ✓
18.	Junior Scientist	Soil Science, RARS, Rajouri	15.06.2021	2.70	1.35	4.86	1.80	UR ✓
19.	Junior Scientist	Plant Pathology, ACHR, Udheywala	18.02.2022	2.85	1.43	5.13	1.90	OBC-5
20.				3.00	1.50	5.40	2.00	SC-3
21.				3.15	1.58	5.67	2.10	EWS-2
22.				3.30	1.65	5.94	2.20	UR
23.				3.45	1.73	6.21	2.30	OBC-6
24.				3.60	1.80	6.48	2.40	UR
25.				3.75	1.88	6.75	2.50	UR
26.				3.90	1.95	7.02	2.60	OBC-7
27.				4.05	2.03	7.29	2.70	SC-4
28.				4.20	2.10	7.56	2.80	ST-2
29.				4.35	2.18	7.83	2.90	UR
30.				4.50	2.25	8.10	3.00	OBC-8

57

7

Faculty of Agricultural Engineering Roster for Professor

S.No	Name of the Post	Place of Post	Date of vacancy	Share of Entitlement				Category for which posts should be earmarked
				SC@15%	ST@7.5%	OBC@27%	EWS@10%	
			22.11.2021	0.15	0.08	0.27	0.10	UR
1.	Professor	Division of Basic Engineering and Science (Mechanical Engineering)	22.11.2021	0.30	0.15	0.54	0.20	UR
2.	Professor	Division of Processing and Food Engineering	22.11.2021	0.45	0.23	0.81	0.30	UR
3.	Professor	Division of Soil and Water Engineering	22.11.2021	0.60	0.30	1.08	0.40	OBC-1
4.				0.75	0.38	1.35	0.50	UR
5.				0.90	0.45	1.62	0.60	UR
6.				1.05	0.53	1.89	0.70	SC-1
7.				1.20	0.60	2.16	0.80	OBC-2
8.				1.35	0.68	2.43	0.90	UR
9.				1.50	0.75	2.70	1.00	EWS-1
10.				1.65	0.83	2.97	1.10	UR
11.				1.80	0.90	3.24	1.20	OBC-3
12.				1.95	0.98	3.51	1.30	UR
13.				2.10	1.05	3.78	1.40	ST-1
14.				2.25	1.13	4.05	1.50	SC-2
15.				2.40	1.20	4.32	1.60	OBC-4
16.				2.55	1.28	4.59	1.70	UR
17.				2.70	1.35	4.86	1.80	UR
18.				2.85	1.43	5.13	1.90	OBC-5
19.				3.00	1.50	5.40	2.00	SC-3
20.				3.15	1.58	5.67	2.10	EWS-2
21.				3.30	1.65	5.94	2.20	UR
22.				3.45	1.73	6.21	2.30	OBC-6
23.				3.60	1.80	6.48	2.40	UR
24.				3.75	1.88	6.75	2.50	UR
25.				3.90	1.95	7.02	2.60	OBC-7
26.				4.05	2.03	7.29	2.70	SC-4
27.				4.20	2.10	7.56	2.80	ST-2
28.				4.35	2.18	7.83	2.90	UR
29.				4.50	2.25	8.10	3.00	OBC-8
30.								

Handwritten signatures and initials at the bottom of the page.

56

8

Faculty of Agricultural Engineering
Roster for Associate Professor/ Senior Scientist

S.No	Name of the Post	Place of Post	Date of vacancy	Share of Entitlement				Category for which posts should be earmarked
				SC@15%	ST@7.5%	OBC@27%	EWS@10%	
1.	Associate Professor	Division of Soil and Water Engineering	07.07.2011	0.15	0.08	0.27	0.10	UR
2.	Associate Professor	Division of Processing and Food Engineering	01.09.2021	0.30	0.15	0.54	0.20	UR
3.	Associate Professor	Division of Farm Machinery and Power Engineering	22.11.2021	0.45	0.23	0.81	0.30	UR
4.	Associate Professor	Division of Soil and Water Engineering	22.11.2021	0.60	0.30	1.08	0.40	OBC-1
5.				0.75	0.38	1.35	0.50	UR
6.				0.90	0.45	1.62	0.60	UR
7.				1.05	0.53	1.89	0.70	SC-1
8.				1.20	0.60	2.16	0.80	OBC-2
9.				1.35	0.68	2.43	0.90	UR
10.				1.50	0.75	2.70	1.00	EWS-1
11.				1.65	0.83	2.97	1.10	UR
12.				1.80	0.90	3.24	1.20	OBC-3
13.				1.95	0.98	3.51	1.30	UR
14.				2.10	1.05	3.78	1.40	ST-1
15.				2.25	1.13	4.05	1.50	SC-2
16.				2.40	1.20	4.32	1.60	OBC-4
17.				2.55	1.28	4.59	1.70	UR
18.				2.70	1.35	4.86	1.80	UR
19.				2.85	1.43	5.13	1.90	OBC-5
20.				3.00	1.50	5.40	2.00	SC-3
21.				3.15	1.58	5.67	2.10	EWS-2
22.				3.30	1.65	5.94	2.20	UR
23.				3.45	1.73	6.21	2.30	OBC-6
24.				3.60	1.80	6.48	2.40	UR
25.				3.75	1.88	6.75	2.50	UR
26.				3.90	1.95	7.02	2.60	OBC-7
27.				4.05	2.03	7.29	2.70	SC-4
28.				4.20	2.10	7.56	2.80	ST-2
29.				4.35	2.18	7.83	2.90	UR
30.				4.50	2.25	8.10	3.00	OBC-8

Handwritten signatures and initials at the bottom of the page.

55

9

Faculty of Agricultural Engineering Roster for Assistant Professor/ Junior Scientist

S.No.	Name of the Post	Place of Post	Date of vacancy	Share of Entitlement				Category for which posts should be earmarked
				SC@15%	ST@7.5%	OBC@27%	EWS@10%	
			01.01.2015	0.15	0.08	0.27	0.10	UR
1.	Assistant Professor	Division of Processing and Food Engineering						UR
2.	Junior Scientist	Soil & Water Conservation RARS Rajouri	15.06.2021	0.30	0.15	0.54	0.20	UR
3.	Assistant Professor	Division of Basic Engineering and Sciences (Civil Engineering)	22.11.2021	0.45	0.23	0.81	0.30	UR
4.	Assistant Professor	Division of Basic Engineering and Sciences (Computer Engineering)	22.11.2021	0.60	0.30	1.08	0.40	OBC-1
5.	Assistant Professor	Division of Basic Engineering and Sciences (Mechanical Engineering)	22.11.2021	0.75	0.38	1.35	0.50	UR
6.	Assistant Professor	Division of Farm Machinery and Power Engineering	22.11.2021	0.90	0.45	1.62	0.60	UR
7.	Junior Scientist	Soil & Water Conservation AICRP Dhiansar	01.02.2022	1.05	0.53	1.89	0.70	SC-1
8.				1.20	0.60	2.16	0.80	OBC-2
9.				1.35	0.68	2.43	0.90	UR
10.				1.50	0.75	2.70	1.00	EWS-1
11.				1.65	0.83	2.97	1.10	UR
12.				1.80	0.90	3.24	1.20	OBC-3
13.				1.95	0.98	3.51	1.30	UR
14.				2.10	1.05	3.78	1.40	ST-1
15.				2.25	1.13	4.05	1.50	SC-2
16.				2.40	1.20	4.32	1.60	OBC-4
17.				2.55	1.28	4.59	1.70	UR
18.				2.70	1.35	4.86	1.80	UR
19.				2.85	1.43	5.13	1.90	OBC-5
20.				3.00	1.50	5.40	2.00	SC-3
21.				3.15	1.58	5.67	2.10	SC-3
22.				3.30	1.65	5.94	2.20	EWS-2
23.				3.45	1.73	6.21	2.30	UR
								OBC-6

Faculty of Horticulture and Forestry Roster for Professor

S.No	Name of the Post	Place of Post	Date of vacancy	Share of Entitlement				Category for which posts should be earmarked
				SC@15%	ST@7.5%	OBC@27%	EWS@10%	
1.	Professor	Division of Fruit Science (Dr. R.M.)	16.07.2013	0.15	0.08	0.27	0.10	UR
2.	Professor	Division of Silviculture and Agroforestry (Dr. Saleh)	01.03.2014	0.30	0.15	0.54	0.20	UR
3.	Professor	Division of Vegetable Science (Dr. R.K.G.)	26.12.2020	0.45	0.23	0.81	0.30	UR
4.	Professor	Division of Forest Biology and Tree Improvement	22.11.2021	0.60	0.30	1.08	0.40	OBC-1
5.	Professor	Division of Forest Product and Utilisation	22.11.2021	0.75	0.38	1.35	0.50	UR
6.				0.90	0.45	1.62	0.60	UR
7.				1.05	0.53	1.89	0.70	SC-1
8.				1.20	0.60	2.16	0.80	OBC-2
9.				1.35	0.68	2.43	0.90	UR
10.				1.50	0.75	2.70	1.00	EWS-1
11.				1.65	0.83	2.97	1.10	UR
12.				1.80	0.90	3.24	1.20	OBC-3
13.				1.95	0.98	3.51	1.30	UR
14.				2.10	1.05	3.78	1.40	ST-1
15.				2.25	1.13	4.05	1.50	SC-2
16.				2.40	1.20	4.32	1.60	OBC-4
17.				2.55	1.28	4.59	1.70	UR
18.				2.70	1.35	4.86	1.80	UR
19.				2.85	1.43	5.13	1.90	OBC-5
20.				3.00	1.50	5.40	2.00	SC-3
21.				3.15	1.58	5.67	2.10	EWS-2
22.				3.30	1.65	5.94	2.20	UR
23.				3.45	1.73	6.21	2.30	OBC-6
24.				3.60	1.80	6.48	2.40	UR
25.				3.75	1.88	6.75	2.50	UR
26.				3.90	1.95	7.02	2.60	OBC-7
27.				4.05	2.03	7.29	2.70	SC-4
28.				4.20	2.10	7.56	2.80	ST-2
29.				4.35	2.18	7.83	2.90	UR
30.				4.50	2.25	8.10	3.00	OBC-8
31.				4.65	2.33	8.37	3.10	EWS-3

Faculty of Horticulture and Forestry Roster for Assistant Professor/ Junior Scientist

S.No	Name of the Post	Place of Post	Date of vacancy	Share of Entitlement				Category for which posts should be earmarked
				SC@15%	ST@7.5%	OBC@27%	EWS@10%	
1.	Assistant Professor	Division of Post Harvest Management ✓	01.02.2017	0.15	0.08	0.27	0.10	UR
2.	Assistant Professor	Division of Fruit Sciences ✓	01.09.2019	0.30	0.15	0.54	0.20	UR
3.	Junior Scientist	Vegetable Sciences, RARS Rajouri ✓	04.03.2020	0.45	0.23	0.81	0.30	UR
4.	Assistant Professor	Division of Floriculture and Landscaping ✓	22.11.2021	0.60	0.30	1.08	0.40	OBC-1
5.	Assistant Professor	Division of Forest Biology and Tree Improvement ✓	22.11.2021	0.75	0.38	1.35	0.50	UR
6.	Assistant Professor	Division of Forest Biology and Tree Improvement	22.11.2021	0.90	0.45	1.62	0.60	UR
7.	Assistant Professor	Division of Forest Product and Utilisation	22.11.2021	1.05	0.53	1.89	0.70	SC-1
8.	Assistant Professor	Division of Forest Product and Utilisation	22.11.2021	1.20	0.60	2.16	0.80	OBC-2
9.	Assistant Professor	Division of Silviculture and Agroforestry	22.11.2021	1.35	0.68	2.43	0.90	UR
10.				1.50	0.75	2.70	1.00	EWS-1
11.				1.65	0.83	2.97	1.10	UR
12.				1.80	0.90	3.24	1.20	OBC-3
13.				1.95	0.98	3.51	1.30	UR
14.				2.10	1.05	3.78	1.40	ST-1
15.				2.25	1.13	4.05	1.50	SC-2
16.				2.40	1.20	4.32	1.60	OBC-4
17.				2.55	1.28	4.59	1.70	UR
18.				2.70	1.35	4.86	1.80	UR
19.				2.85	1.43	5.13	1.90	OBC-5
20.				3.00	1.50	5.40	2.00	SC-3
21.				3.15	1.58	5.67	2.10	EWS-2
22.				3.30	1.65	5.94	2.20	UR
23.				3.45	1.73	6.21	2.30	OBC-6
24.				3.60	1.80	6.48	2.40	UR
25.				3.75	1.88	6.75	2.50	UR
26.				3.90	1.95	7.02	2.60	OBC-7
27.				4.05	2.03	7.29	2.70	SC-4
28.				4.20	2.10	7.56	2.80	ST-2
29.				4.35	2.18	7.83	2.90	UR

Handwritten signatures and initials at the bottom of the page.

52

12

Faculty of Horticulture and Forestry Roster for Associate Professor/ Senior Scientist

S.No	Name of the Post	Place of Post	Date of vacancy	Share of Entitlement				Category for which posts should be earmarked
				SC@15%	ST@7.5%	OBC@27%	EWS@10%	
						0.27	0.10	UR
			26.11.2013	0.15	0.08	0.54	0.20	UR
1.	Associate Professor	Division of Vegetable Science ✓	01.09.2019	0.30	0.15	0.81	0.30	UR
2.	Senior Scientist	Fruit Science, RHRS Bhaderwah ✓	22.11.2021	0.45	0.23	1.08	0.40	OBC-1
3.	Associate Professor	Division of Floriculture and Landscaping ✓	22.11.2021	0.60	0.30	1.35	0.50	UR
4.	Associate Professor	Division of Forest Biology and Tree Improvement ✓	22.11.2021	0.75	0.38	1.62	0.60	UR
5.	Associate Professor	Division of Forest Product and Utilisation ✓	22.11.2021	0.90	0.45	1.89	0.70	SC-1
6.	Associate Professor	Division of Post Harvest Management ✓	22.11.2021	1.05	0.53	2.16	0.80	OBC-2
7.	Associate Professor	Division of Vegetable Science ✓		1.20	0.60	2.43	0.90	UR
8.				1.35	0.68	2.70	1.00	EWS-1
9.				1.50	0.75	2.97	1.10	UR
10.				1.65	0.83	3.24	1.20	OBC-3
11.				1.80	0.90	3.51	1.30	UR
12.				1.95	0.98	3.78	1.40	ST-1
13.				2.10	1.05	4.05	1.50	SC-2
14.				2.25	1.13	4.32	1.60	OBC-4
15.				2.40	1.20	4.59	1.70	UR
16.				2.55	1.28	4.86	1.80	UR
17.				2.70	1.35	5.13	1.90	OBC-5
18.				2.85	1.43	5.40	2.00	SC-3
19.				3.00	1.50	5.67	2.10	EWS-2
20.				3.15	1.58	5.94	2.20	UR
21.				3.30	1.65	6.21	2.30	OBC-6
22.				3.45	1.73	6.48	2.40	UR
23.				3.60	1.80	6.75	2.50	UR
24.				3.75	1.88	7.02	2.60	OBC-7
25.				3.90	1.95	7.29	2.70	SC-4
26.				4.05	2.03	7.56	2.80	ST-2
27.				4.20	2.10	7.83	2.90	UR
28.				4.35	2.18	8.10	3.00	OBC-8
29.				4.50	2.25			
30.								

Handwritten signatures and initials at the bottom of the page.

51

B

**Faculty of Basic Sciences
Roster for Professor**

S.No	Name of the Post	Place of Post	Date of vacancy	Share of Entitlement				Category for which posts should be earmarked
				SC@15%	ST@7.5%	OBC@27%	EWS@10%	
1.	Professor	Division of Biochemistry	02/07/2015	0.15	0.08	0.27	0.10	UR
2.				0.30	0.15	0.54	0.20	UR
3.				0.45	0.23	0.81	0.30	UR
4.				0.60	0.30	1.08	0.40	OBC-1
5.				0.75	0.38	1.35	0.50	UR
6.				0.90	0.45	1.62	0.60	UR
7.				1.05	0.53	1.89	0.70	SC-1
8.				1.20	0.60	2.16	0.80	OBC-2
9.				1.35	0.68	2.43	0.90	UR
10.				1.50	0.75	2.70	1.00	EWS-1
11.				1.65	0.83	2.97	1.10	UR
12.				1.80	0.90	3.24	1.20	OBC-3
13.				1.95	0.98	3.51	1.30	UR
14.				2.10	1.05	3.78	1.40	ST-1
15.				2.25	1.13	4.05	1.50	SC-2
16.				2.40	1.20	4.32	1.60	OBC-4
17.				2.55	1.28	4.59	1.70	UR
18.				2.70	1.35	4.86	1.80	UR
19.				2.85	1.43	5.13	1.90	OBC-5
20.				3.00	1.50	5.40	2.00	SC-3
21.				3.15	1.58	5.67	2.10	EWS-2
22.				3.30	1.65	5.94	2.20	UR
23.				3.45	1.73	6.21	2.30	OBC-6
24.				3.60	1.80	6.48	2.40	UR
25.				3.75	1.88	6.75	2.50	UR
26.				3.90	1.95	7.02	2.60	OBC-7
27.				4.05	2.03	7.29	2.70	SC-4
28.				4.20	2.10	7.56	2.80	ST-2
29.				4.35	2.18	7.83	2.90	UR
30.				4.50	2.25	8.10	3.00	OBC-8
31.				4.65	2.33	8.37	3.10	EWS-3
32.				4.80	2.40	8.64	3.20	UR

/ MV us 2 2 2 A sur 3

Faculty of Basic Sciences
Roster for Associate Professor

S.No	Name of the Post	Place of Post	Date of vacancy	Share of Entitlement				Category for which posts should be earmarked
				SC@15%	ST@7.5%	OBC@27%	EWS@10%	
				0.15	0.08	0.27	0.10	UR
1.	Associate Professor	Division of Plant Physiology	02/07/2015	0.30	0.15	0.54	0.20	UR
2.	Associate Professor	Division of Biochemistry	01/01/2018	0.45	0.23	0.81	0.30	UR
3.				0.60	0.30	1.08	0.40	OBC-1
4.				0.75	0.38	1.35	0.50	UR
5.				0.90	0.45	1.62	0.60	UR
6.				1.05	0.53	1.89	0.70	SC-1
7.				1.20	0.60	2.16	0.80	OBC-2
8.				1.35	0.68	2.43	0.90	UR
9.				1.50	0.75	2.70	1.00	EWS-1
10.				1.65	0.83	2.97	1.10	UR
11.				1.80	0.90	3.24	1.20	OBC-3
12.				1.95	0.98	3.51	1.30	UR
13.				2.10	1.05	3.78	1.40	ST-1
14.				2.25	1.13	4.05	1.50	SC-2
15.				2.40	1.20	4.32	1.60	OBC-4
16.				2.55	1.28	4.59	1.70	UR
17.				2.70	1.35	4.86	1.80	UR
18.				2.85	1.43	5.13	1.90	OBC-5
19.				3.00	1.50	5.40	2.00	SC-3
20.				3.15	1.58	5.67	2.10	EWS-2
21.				3.30	1.65	5.94	2.20	UR
22.				3.45	1.73	6.21	2.30	OBC-6
23.				3.60	1.80	6.48	2.40	UR
24.				3.75	1.88	6.75	2.50	UR
25.				3.90	1.95	7.02	2.60	OBC-7
26.				4.05	2.03	7.29	2.70	SC-4
27.				4.20	2.10	7.56	2.80	ST-2
28.								

Handwritten signature and notes:
 [Signature] as to [Signature] A serial [Signature]

**Faculty of Basic Sciences
Roster for Assistant Professor**

S.No	Name of the Post	Place of Post	Date of vacancy	Share of Entitlement				Category for which posts should be earmarked
				SC@15%	ST@7.5%	OBC@27%	EWS@10%	
			02/07/2015	0.15	0.08	0.27	0.10	UR
1.	Assistant Professor	Division of Statistics and Computer Sciences (Statistics)		0.30	0.15	0.54	0.20	UR
2.	Assistant Prof.	do. (Statistics)	21.10.2022	0.45	0.23	0.81	0.30	UR
3.				0.60	0.30	1.08	0.40	OBC-1
4.				0.75	0.38	1.35	0.50	UR
5.				0.90	0.45	1.62	0.60	UR
6.				1.05	0.53	1.89	0.70	SC-1
7.				1.20	0.60	2.16	0.80	OBC-2
8.				1.35	0.68	2.43	0.90	UR
9.				1.50	0.75	2.70	1.00	EWS-1
10.				1.65	0.83	2.97	1.10	UR
11.				1.80	0.90	3.24	1.20	OBC-3
12.				1.95	0.98	3.51	1.30	UR
13.				2.10	1.05	3.78	1.40	ST-1
14.				2.25	1.13	4.05	1.50	SC-2
15.				2.40	1.20	4.32	1.60	OBC-4
16.				2.55	1.28	4.59	1.70	UR
17.				2.70	1.35	4.86	1.80	UR
18.				2.85	1.43	5.13	1.90	OBC-5
19.				3.00	1.50	5.40	2.00	SC-3
20.				3.15	1.58	5.67	2.10	EWS-2
21.				3.30	1.65	5.94	2.20	UR
22.				3.45	1.73	6.21	2.30	OBC-6
23.				3.60	1.80	6.48	2.40	UR
24.				3.75	1.88	6.75	2.50	UR
25.				3.90	1.95	7.02	2.60	OBC-7
26.				4.05	2.03	7.29	2.70	SC-4
27.				4.20	2.10	7.56	2.80	ST-2
28.								

48

16

**Faculty of Dairy Technology
Roster for Professor**

S.No	Name of the Post	Place of Post	Date of vacancy	Share of Entitlement				Category for which posts should be earmarked
				SC@15%	ST@7.5%	OBC@27%	EWS@10%	
1.	Professor	Dairy Engineering	22.11.2021	0.15	0.08	0.27	0.10	UR
2.	Professor	Dairy Technology	22.11.2021	0.30	0.15	0.54	0.20	UR
3.				0.45	0.23	0.81	0.30	UR
4.				0.60	0.30	1.08	0.40	OBC-1
5.				0.75	0.38	1.35	0.50	UR
6.				0.90	0.45	1.62	0.60	UR
7.				1.05	0.53	1.89	0.70	SC-1
8.				1.20	0.60	2.16	0.80	OBC-2
9.				1.35	0.68	2.43	0.90	UR
10.				1.50	0.75	2.70	1.00	EWS-1
11.				1.65	0.83	2.97	1.10	UR
12.				1.80	0.90	3.24	1.20	OBC-3
13.				1.95	0.98	3.51	1.30	UR
14.				2.10	1.05	3.78	1.40	ST-1
15.				2.25	1.13	4.05	1.50	SC-2
16.				2.40	1.20	4.32	1.60	OBC-4
17.				2.55	1.28	4.59	1.70	UR
18.				2.70	1.35	4.86	1.80	UR
19.				2.85	1.43	5.13	1.90	OBC-5
20.				3.00	1.50	5.40	2.00	SC-3
21.				3.15	1.58	5.67	2.10	EWS-2
22.				3.30	1.65	5.94	2.20	UR
23.				3.45	1.73	6.21	2.30	OBC-6
24.				3.60	1.80	6.48	2.40	UR
25.				3.75	1.88	6.75	2.50	UR
26.				3.90	1.95	7.02	2.60	OBC-7
27.				4.05	2.03	7.29	2.70	SC-4
28.				4.20	2.10	7.56	2.80	ST-2
29.				4.35	2.18	7.83	2.90	UR
30.				4.50	2.25	8.10	3.00	OBC-8
31.				4.65	2.33	8.37	3.10	EWS-3
32.				4.80	2.40	8.64	3.20	UR






M as to 1/2 1/2 A 2021 B

47

17

Faculty of Dairy Technology
Roster for Associate Professor

S.No	Name of the Post	Place of Post	Date of vacancy	Share of Entitlement				Category for which posts should be earmarked
				SC@15%	ST@7.5%	OBC@27%	EWS@10%	
1.	Associate Professor	Dairy Business Management	22.11.2021	0.15	0.08	0.27	0.10	UR
2.	Associate Professor	Dairy Chemistry	22.11.2021	0.30	0.15	0.54	0.20	UR
3.	Associate Professor	Dairy Engineering	22.11.2021	0.45	0.23	0.81	0.30	UR
4.	Associate Professor	Dairy Microbiology	22.11.2021	0.60	0.30	1.08	0.40	OBC-1
5.	Associate Professor	Dairy Technology	22.11.2021	0.75	0.38	1.35	0.50	UR
6.				0.90	0.45	1.62	0.60	UR
7.				1.05	0.53	1.89	0.70	SC-1
8.				1.20	0.60	2.16	0.80	OBC-2
9.				1.35	0.68	2.43	0.90	UR
10.				1.50	0.75	2.70	1.00	EWS-1
11.				1.65	0.83	2.97	1.10	UR
12.				1.80	0.90	3.24	1.20	OBC-3
13.				1.95	0.98	3.51	1.30	UR
14.				2.10	1.05	3.78	1.40	ST-1
15.				2.25	1.13	4.05	1.50	SC-2
16.				2.40	1.20	4.32	1.60	OBC-4
17.				2.55	1.28	4.59	1.70	UR
18.				2.70	1.35	4.86	1.80	UR
19.				2.85	1.43	5.13	1.90	OBC-5
20.				3.00	1.50	5.40	2.00	SC-3
21.				3.15	1.58	5.67	2.10	EWS-2
22.				3.30	1.65	5.94	2.20	UR
23.				3.45	1.73	6.21	2.30	OBC-6
24.				3.60	1.80	6.48	2.40	UR
25.				3.75	1.88	6.75	2.50	UR
26.				3.90	1.95	7.02	2.60	OBC-7
27.				4.05	2.03	7.29	2.70	SC-4
28.				4.20	2.10	7.56	2.80	ST-2
29.				4.35	2.18	7.83	2.90	UR
















46

18

Faculty of Dairy Technology Roster for Assistant Professor

S.No	Name of the Post	Place of Post	Date of vacancy	Share of Entitlement				Category for which posts should be earmarked
				SC@15%	ST@7.5%	OBC@27%	EWS@10%	
1.	Assistant Professor	Dairy Business Management	22.11.2021	0.15	0.08	0.27	0.10	UR
2.	Assistant Professor	Dairy Chemistry	22.11.2021	0.30	0.15	0.54	0.20	UR
3.	Assistant Professor	Dairy Engineering	22.11.2021	0.45	0.23	0.81	0.30	UR
4.	Assistant Professor	Dairy Engineering	22.11.2021	0.60	0.30	1.08	0.40	OBC-1
5.	Assistant Professor	Dairy Microbiology	22.11.2021	0.75	0.38	1.35	0.50	UR
6.	Assistant Professor	Dairy Technology	22.11.2021	0.90	0.45	1.62	0.60	UR
7.	Assistant Professor	Dairy Technology	22.11.2021	1.05	0.53	1.89	0.70	SC-1
8.				1.20	0.60	2.16	0.80	OBC-2
9.				1.35	0.68	2.43	0.90	UR
10.				1.50	0.75	2.70	1.00	EWS-1
11.				1.65	0.83	2.97	1.10	UR
12.				1.80	0.90	3.24	1.20	OBC-3
13.				1.95	0.98	3.51	1.30	UR
14.				2.10	1.05	3.78	1.40	ST-1
15.				2.25	1.13	4.05	1.50	SC-2
16.				2.40	1.20	4.32	1.60	OBC-4
17.				2.55	1.28	4.59	1.70	UR
18.				2.70	1.35	4.86	1.80	UR
19.				2.85	1.43	5.13	1.90	OBC-5
20.				3.00	1.50	5.40	2.00	SC-3
21.				3.15	1.58	5.67	2.10	EWS-2
22.				3.30	1.65	5.94	2.20	UR
23.				3.45	1.73	6.21	2.30	OBC-6
24.				3.60	1.80	6.48	2.40	UR
25.				3.75	1.88	6.75	2.50	UR
26.				3.90	1.95	7.02	2.60	OBC-7
27.				4.05	2.03	7.29	2.70	SC-4
28.				4.20	2.10	7.56	2.80	ST-2
29.				4.35	2.18	7.83	2.90	UR
30.				4.50	2.25	8.10	3.00	OBC-8
31.				4.65	2.33	8.37	3.10	EWS-3
32.				4.80	2.40	8.64	3.20	UR

45

19

**Faculty of Veterinary Sciences and Animal Husbandry
Roster for Professor**

S.No	Name of the Post	Place of Post	Date of vacancy	Share of Entitlement				Category for which posts should be earmarked
				SC@15%	ST@7.5%	OBC@27%	EWS@10%	
1.	Professor	Division of Animal Genetics and Breeding	07.01.2002	0.15	0.08	0.27	0.10	UR
2.	Professor	Division of Animal Nutrition	07.01.2002	0.30	0.15	0.54	0.20	UR
3.	Professor	Division of Livestock Production Management	07.01.2002	0.45	0.23	0.81	0.30	UR
4.	Professor	Division of Livestock Production Technology ✓	07.01.2002	0.60	0.30	1.08	0.40	OBC-1
✓5.	Professor	Division of Vety. Anatomy	07.01.2002	0.75	0.38	1.35	0.50	UR
6.	Professor	Division of Vety. and Animal Husbandry Extension Education	07.01.2002	0.90	0.45	1.62	0.60	UR
7.	Professor	Division of Vety. Gynaecology and Obstetrics ✓	07.01.2002	1.05	0.53	1.89	0.70	SC-1
8.	Professor	Division of Vety. Pathology ✓	07.01.2002	1.20	0.60	2.16	0.80	OBC-2
9.	Professor	Division of Vety. Public Health and Epidemiology	07.01.2002	1.35	0.68	2.43	0.90	UR
10.	Professor	Division of Vety. Surgery and Radiology	07.01.2002	1.50	0.75	2.70	1.00	EWS-1
11.	Professor	Division of Vety. Clinical Complex	01.01.2009	1.65	0.83	2.97	1.10	UR ✓
✓12.	Professor	Division of Vety. Physiology and Biochemistry ✓	01.06.2011	1.80	0.90	3.24	1.20	OBC-3 ✓
13.	Professor	Division of Livestock Farm Complex	25.11.2011	1.95	0.98	3.51	1.30	UR
✓14.	Professor	Division of Vety. Pharmacology and Toxicology ✓	01.04.2018	2.10	1.05	3.78	1.40	ST-1 ✓
✓15.	Professor	Division of Vety. Microbiology	01.04.2020	2.25	1.13	4.05	1.50	SC-2 ✓
16.				2.40	1.20	4.32	1.60	OBC-4
17.				2.55	1.28	4.59	1.70	UR
18.				2.70	1.35	4.86	1.80	UR
19.				2.85	1.43	5.13	1.90	OBC-5
20.				3.00	1.50	5.40	2.00	SC-3
21.				3.15	1.58	5.67	2.10	EWS-2
22.				3.30	1.65	5.94	2.20	UR
23.				3.45	1.73	6.21	2.30	OBC-6
24.				3.60	1.80	6.48	2.40	UR
25.				3.75	1.88	6.75	2.50	UR
26.				3.90	1.95	7.02	2.60	OBC-7
27.				4.05	2.03	7.29	2.70	SC-4
28.				4.20	2.10	7.56	2.80	ST-2
29.				4.35	2.18	7.83	2.90	UR
30.				4.50	2.25	8.10	3.00	OBC-8

(44)

(20)

Faculty of Veterinary Sciences and Animal Husbandry Roster for Associate Professor

S.No	Name of the Post	Place of Post	Date of vacancy	Share of Entitlement				Category for which posts should be earmarked
				SC@15%	ST@7.5%	OBC@27%	EWS@10%	
1.	Associate Professor	Division of Livestock Production Management	07.01.2002	0.15	0.08	0.27	0.10	UR
2.	Associate Professor	Division of Vety. and Animal Husbandry Extension Education	07.01.2002	0.30	0.15	0.54	0.20	UR
3.	Associate Professor	Division of Vety. Physiology and Biochemistry	23.03.2007	0.45	0.23	0.81	0.30	UR
4.	Associate Professor	Division of Livestock Production Technology	25.06.2009	0.60	0.30	1.08	0.40	OBC-1 ✓
5.	Associate Professor	Division of Vety. Microbiology	31.07.2009	0.75	0.38	1.35	0.50	UR
6.	Associate Professor	Division of Livestock Farm Complex	25.11.2011	0.90	0.45	1.62	0.60	UR
7.	Associate Professor	Division of Vety. Gynaecology and Obstetrics ✓	08.11.2012	1.05	0.53	1.89	0.70	SC-1 ✓
8.	Associate Professor	Division of Vety. Parasitology	01.08.2013	1.20	0.60	2.16	0.80	OBC-2 ✓
9.	Associate Professor	Division of Animal Genetics and Breeding	04.02.2014	1.35	0.68	2.43	0.90	UR
10.	Associate Professor	Division of Vety. Public Health and Epidemiology	01.11.2017	1.50	0.75	2.70	1.00	EWS-1
11.	Associate Professor	Division of Vety. Microbiology	01.08.2019	1.65	0.83	2.97	1.10	UR
12.	Associate Professor	Division of Vety. Pharmacology and Toxicology	01.05.2020	1.80	0.90	3.24	1.20	OBC-3 ✓
13.	Associate Professor	Division of Animal Genetics and Breeding	01.03.2021	1.95	0.98	3.51	1.30	UR
14.	Associate Professor	Division of Vety. Medicine	01.03.2021	2.10	1.05	3.78	1.40	ST-1
15.	Associate Professor	Division of Vety, Clinical Complex	10.02.2022	2.25	1.13	4.05	1.50	SC-2
16.				2.40	1.20	4.32	1.60	OBC-4
17.				2.55	1.28	4.59	1.70	UR
18.				2.70	1.35	4.86	1.80	UR
19.				2.85	1.43	5.13	1.90	OBC-5
20.				3.00	1.50	5.40	2.00	SC-3
21.				3.15	1.58	5.67	2.10	EWS-2
22.				3.30	1.65	5.94	2.20	UR
23.				3.45	1.73	6.21	2.30	OBC-6
24.				3.60	1.80	6.48	2.40	UR
25.				3.75	1.88	6.75	2.50	UR

43

21

**Faculty of Veterinary Sciences and Animal Husbandry
Roster for Assistant Professor**

S.No	Name of the Post	Place of Post	Date of vacancy	Share of Entitlement				Category for which posts should be earmarked
				SC@15%	ST@7.5%	OBC@27%	EWS@10%	
1.	Assistant Professor	Division of Vety. Clinical Complex ✓	20.10.2011	0.15	0.08	0.27	0.10	UR
2.	Assistant Professor	Division of Livestock Farm Complex ✓	25.11.2011	0.30	0.15	0.54	0.20	UR
3.	Assistant Professor	Division of Vety. Clinical Complex ✓	13.09.2012	0.45	0.23	0.81	0.30	UR
4.	Assistant Professor	Division of Livestock Production Technology ✓	29.03.2013	0.60	0.30	1.08	0.40	OBC-1
5.	Assistant Professor	Division of Vety. Medicine ✓	25.01.2014	0.75	0.38	1.35	0.50	UR
6.	Assistant Professor	Division of Vety. Pharmacology and Toxicology	11.03.2014	0.90	0.45	1.62	0.60	UR
7.	Assistant Professor	Division of Vety. Anatomy	16.07.2014	1.05	0.53	1.89	0.70	SC-1
8.	Assistant Professor	Division of Vety. Microbiology	16.07.2015	1.20	0.60	2.16	0.80	OBC-2
9.	Assistant Professor	Division of Vety. Gynaecology and Obstetrics	17.07.2015	1.35	0.68	2.43	0.90	UR
10.	Assistant Professor	Division of Vety. Pathology	01.04.2017	1.50	0.75	2.70	1.00	EWS-1
11.				1.65	0.83	2.97	1.10	UR
12.				1.80	0.90	3.24	1.20	OBC-3
13.				1.95	0.98	3.51	1.30	UR
14.				2.10	1.05	3.78	1.40	ST-1
15.				2.25	1.13	4.05	1.50	SC-2
16.				2.40	1.20	4.32	1.60	OBC-4
17.				2.55	1.28	4.59	1.70	UR
18.				2.70	1.35	4.86	1.80	UR
19.				2.85	1.43	5.13	1.90	OBC-5
20.				3.00	1.50	5.40	2.00	SC-3
21.				3.15	1.58	5.67	2.10	EWS-2
22.				3.30	1.65	5.94	2.20	UR
23.				3.45	1.73	6.21	2.30	OBC-6
24.				3.60	1.80	6.48	2.40	UR
25.				3.75	1.88	6.75	2.50	UR
26.				3.90	1.95	7.02	2.60	OBC-7
27.				4.05	2.03	7.29	2.70	SC-4
28.				4.20	2.10	7.56	2.80	ST-2
29.				4.35	2.18	7.83	2.90	UR
30.				4.50	2.25	8.10	3.00	OBC-8

42

22

Roster for Deputy Director

S.No	Name of the Post	Place of Post	Date of vacancy	Share of Entitlement				Category for which posts should be earmarked
				SC@15%	ST@7.5%	OBC@27%	EWS@10%	
1.	Deputy Director Extension	Directorate of Extension	01.07.2020	0.15	0.08	0.27	0.10	UR
2.	Deputy Director Research	Directorate of Research	01.07.2023	0.30	0.15	0.54	0.20	UR
3.				0.45	0.23	0.81	0.30	UR
4.				0.60	0.30	1.08	0.40	OBC-1
5.				0.75	0.38	1.35	0.50	UR
6.				0.90	0.45	1.62	0.60	UR
7.				1.05	0.53	1.89	0.70	SC-1
8.				1.20	0.60	2.16	0.80	OBC-2
9.				1.35	0.68	2.43	0.90	UR
10.				1.50	0.75	2.70	1.00	EWS-1
11.				1.65	0.83	2.97	1.10	UR
12.				1.80	0.90	3.24	1.20	OBC-3
13.				1.95	0.98	3.51	1.30	UR
14.				2.10	1.05	3.78	1.40	ST-1
15.				2.25	1.13	4.05	1.50	SC-2
16.				2.40	1.20	4.32	1.60	OBC-4
17.				2.55	1.28	4.59	1.70	UR
18.				2.70	1.35	4.86	1.80	UR
19.				2.85	1.43	5.13	1.90	OBC-5
20.				3.00	1.50	5.40	2.00	SC-3
21.				3.15	1.58	5.67	2.10	EWS-2
22.				3.30	1.65	5.94	2.20	UR
23.				3.45	1.73	6.21	2.30	OBC-6
24.				3.60	1.80	6.48	2.40	UR
25.				3.75	1.88	6.75	2.50	UR
26.				3.90	1.95	7.02	2.60	OBC-7
27.				4.05	2.03	7.29	2.70	SC-4
28.				4.20	2.10	7.56	2.80	ST-2
29.				4.35	2.18	7.83	2.90	UR
30.				4.50	2.25	8.10	3.00	OBC-8
31.				4.65	2.33	8.37	3.10	EWS-3
32.				4.80	2.40	8.64	3.20	UR
33.				4.95	2.48	8.91	3.30	UR

[Handwritten signatures and initials]

41

23

Roster for Associate Director

S.No	Name of the Post	Place of Post	Date of vacancy	Share of Entitlement				Category for which posts should be earmarked
				SC@15%	ST@7.5%	OBC@27%	EWS@10%	
1.	Associate Director Research	ACRA Dhiansar	12.02.2021	0.15	0.08	0.27	0.10	UR
2.	Associate Director Extension	Directorate of Extension	13.02.2021	0.30	0.15	0.54	0.20	UR
3.	Associate Director Research	Directorate of Research	01.12.2021	0.45	0.23	0.81	0.30	UR
4.				0.60	0.30	1.08	0.40	OBC-1
5.				0.75	0.38	1.35	0.50	UR
6.				0.90	0.45	1.62	0.60	UR
7.				1.05	0.53	1.89	0.70	SC-1
8.				1.20	0.60	2.16	0.80	OBC-2
9.				1.35	0.68	2.43	0.90	UR
10.				1.50	0.75	2.70	1.00	EWS-1
11.				1.65	0.83	2.97	1.10	UR
12.				1.80	0.90	3.24	1.20	OBC-3
13.				1.95	0.98	3.51	1.30	UR
14.				2.10	1.05	3.78	1.40	ST-1
15.				2.25	1.13	4.05	1.50	SC-2
16.				2.40	1.20	4.32	1.60	OBC-4
17.				2.55	1.28	4.59	1.70	UR
18.				2.70	1.35	4.86	1.80	UR
19.				2.85	1.43	5.13	1.90	OBC-5
20.				3.00	1.50	5.40	2.00	SC-3
21.				3.15	1.58	5.67	2.10	EWS-2
22.				3.30	1.65	5.94	2.20	UR
23.				3.45	1.73	6.21	2.30	OBC-6
24.				3.60	1.80	6.48	2.40	UR
25.				3.75	1.88	6.75	2.50	UR
26.				3.90	1.95	7.02	2.60	OBC-7
27.				4.05	2.03	7.29	2.70	SC-4

